

Pollution Incident Response Management Plan (PIRMP)

2 Distribution Drive,
Orchard Hills, NSW, 2748

2 Introduction

Snackbrands Australia Ltd Pty holds an Environment Protection Licence (EPL) from the NSW EPA for its Orchard Hills site. Under the Protection of the Environment Operations Act 1997 (POEO Act), the company must develop and maintain a Pollution Incident Response Management Plan (PIRMP). This plan must be:

- Prepared, tested, and implemented in compliance with Part 5.7A of the POEO Act.
- Immediately activated if a pollution incident occurs that causes or threatens material harm to the environment.
- Kept on-site and made available to EPA officers and those responsible for implementing it.
- Partially publicly accessible, either via a website or upon written request, as required by clause 98D of the POEO (General) Regulation 2009.

The PIRMP must follow EPA guidelines and relevant legislation.

3 EPL Details

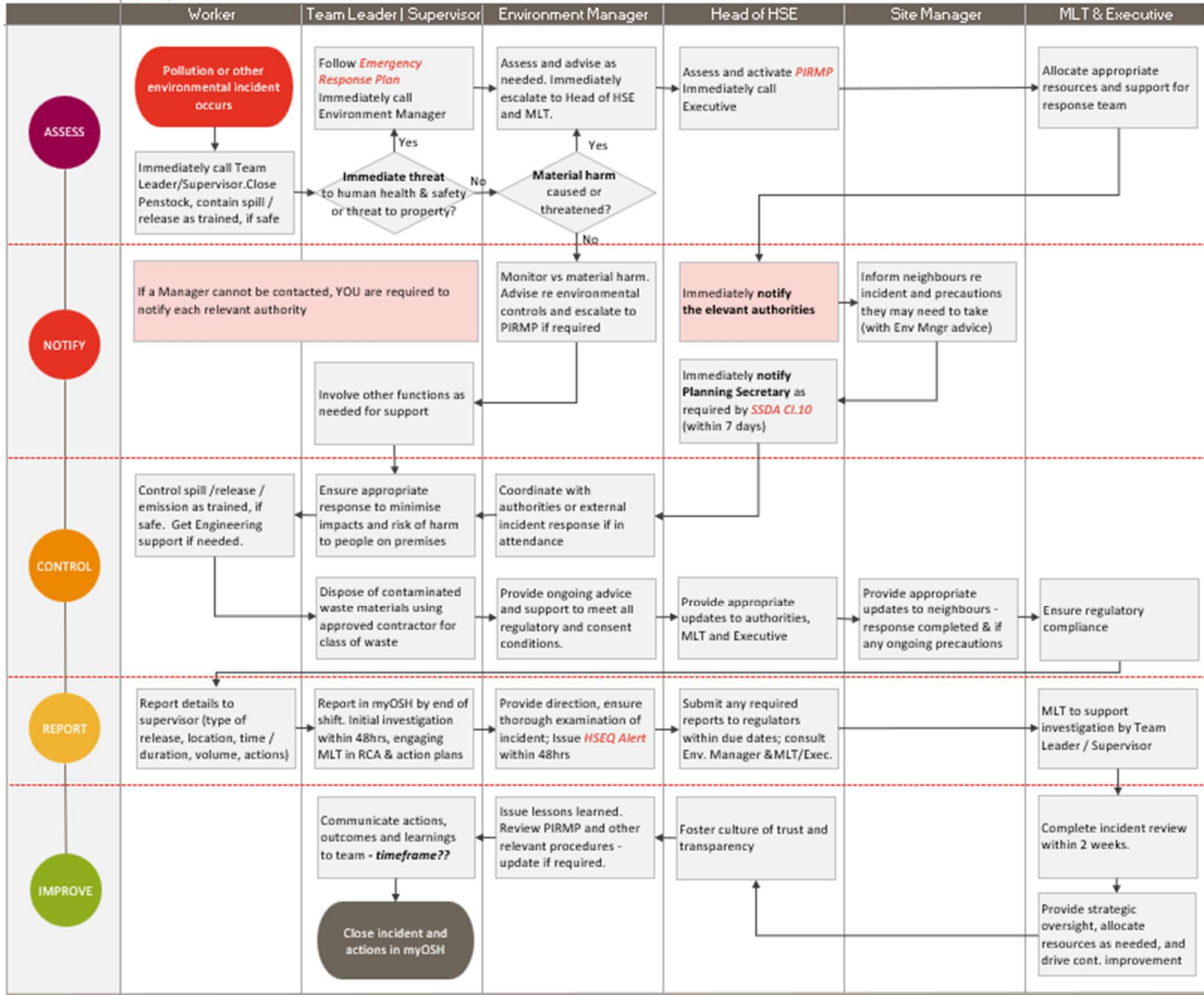
Environment Protection License (EPL) Details	
Name of licensee	Snackbrands Australia Pty Limited (ABN 38 424 554 643)
EPL	21710
Scheduled activities EPL	General Agricultural Processing
Location	Snackbrands Orchard Hills Manufacturing Site 14 Distribution Drive Orchard Hills NSW 2748 Lot 10 DP 271141
Geo-position	Latitude: -33.82435, Longitude: 150.77634
Principle Contact	Maria Rossi – Environmental Manager
Company website	https://www.snackbrands.com.au

4 Response to a Pollution Incident

If a pollution incident occurs on site where material harm to the environment is caused or threatened, the person carrying out the activity or must **immediately implement this plan**.








4.1 PIRMP Incident Response Process Flowchart



INTERNAL USE ONLY | AUTHOR: JANINE CANNELLI | ISSUE DATE: 14 AUG 2025 | REVIEW DATE: 14 AUG 2027 | Page 1



4.2 PIRMP Incident Response Process Overview

Process Overview		
Process	How to manage the incident	Resources
 <p>Assess incident Determine type of incident and severity</p> <p><i>Section 4, page 5</i></p>	<p>Follow escalation protocol. Immediately call team leader/supervisor. If there is an immediate threat to human health, follow the Emergency Response Plan Environment Manager to assess material harm and advise/escalate as needed.</p>	<p>Emergency Procedures Manual (WHS – FR – 07 – 005 – OH) Spill kit map Penstock valve OPL (SBA-OPL-UTL-PVCA-002 and SBA-OPL-UTL-PVCM-003)</p>
 <p>Notify interested parties Notify relevant internal and external stakeholders</p> <p><i>Section 5.3, page 9</i></p>	<p>Notify the five regulatory authorities: 1. NSW EPA: 13 15 55 2. Fire and Rescue NSW: 1300 729 579 3. SafeWork NSW: 131 050 4. Penrith Council: (02) 4732 7777 5. Nepean Blue Mountains Local Health District (NBMLHD): (02) 4734 2022</p> <p>Notify affected neighbours: Refer to section 5.5, page 8</p>	
 <p>Control incident Contain and control the incident to prevent or minimise harm</p> <p><i>Section 6, page 9</i></p>	<p>Close penstock valves. Control spill /release / emission as trained, if safe. Get Engineering support if needed. Monitor effectiveness of response minimising impacts and risk to people and premises. Maintain detailed incident records Dispose of contaminated waste with approved contractor</p>	<p>Emergency Procedures Manual: WHS – FR – 07 – 005 – OH Incident Management Procedure Penstock valve OPLs: SBA-OPL-UTL-PVCA-002 SBA-OPL-UTL-PVCM-003</p>
 <p>Report incident Record details of incident, investigation and corrective / preventative actions</p> <p><i>Section 4, page 5</i></p>	<p>Record incident details in myOSH Conduct investigation Complete corrective and preventative actions Complete external reporting, including to regulators, as required Review relevant risks and procedures; update as required</p>	<p>Incident Investigation procedure EHS Alert Regulator interaction procedure</p>
 <p>Improve Communicate incident outcomes and learnings to team</p>	<p>Provide strategic oversight, allocate resources as needed, and drive cont. improvement Review relevant risks and procedures; update as required</p>	